


Fast Foldable Frame Screen




Screen surface with 7.5cm wide, black border for projection richer in contrast.

- Ultra Sleek Design
- Easy Adjustment
- Auto Locking Hinges
- Quick & Easy Installation

*Go with screenpro to enjoy
your colorful world...*




One-piece folding frame



Snap-latch hinge on frame and legs allows for easy setup and tear down



Retractable corner brace closes within frame tubing for additional strength



Double hinge for added stability

**Now You Can Move It
where you want &
when you want.**

Designed specially mobile companion for big events, conference avenues, sporting facilities, education environments or wherever the permanent projection screen is not desired.

Highlights

- Well-designed frame-folding system allows easy and quick assembly and disassembly without tools.
- The one-piece frame prevents the loss or the mix-up of individual components--idea for rental.
- Frame consists of high-quality 35 by 35 mm square aluminium tubing.
- Precision engineered auto locking hinges with one touch push button release.
- Screen surface with 7.5cm wide, black border for projection richer in contrast.
- Screen surface is attached to the frame using snap fasteners.
- Legs with back or side supports for extra stability. (Optional)
- Frame height is adjustable to desired viewing height.
- Supplied with robust road case on wheels for easy transport.

FAST FOLDABLE FRAME SCREEN

- Ultra Sleek Design
- Auto Locking Hinges

- Easy Adjustment
- Quick & Easy Installation



Designed specially as mobile companion for big events, conference avenues, sporting facilities, education environments or wherever the permanent projection screen is not desired.



Specification

| Format | Size | Viewing Area (WxH) | T-leg | AT-leg | SAT-leg |
|----------------------|--------|--------------------|-------|--------|---------|
| VIDEO FORMAT(4:3) | VS72" | 1463 × 1097 | ✓ | | |
| | VS84" | 1707 × 1280 | ✓ | | |
| | VS100" | 2032 × 1524 | ✓ | | |
| | VS120" | 2338 × 1754 | ✓ | | |
| | VS150" | 2948 × 2211 | ✓ | ▲ | |
| | VS180" | 3658 × 2743 | ✓ | ▲ | ▲ |
| | VS200" | 4064 × 3048 | ✓ | ▲ | ▲ |

"✓" Standard

"▲" Optional at additional charge

Specifications and photo subject to change without notice

Unit:mm

On request

Screen surface available separately

Front projection fabric & Rear projection fabric

Custom size is available

Heavy-duty road case with wheels for convenient transportation

T-legs: as standard for all size of Fast-Fold Frame screen



AT-Legs: back or front to reinforce



AT-Legs (Side): attach either sides of the legs to add the horizontal stability



SCREEN PRO™

Distributed by:

ABTUS®