

SMART Board™

Interactive Whiteboard

Touch the screen to control your computer

Write in electronic ink

Save, print or e-mail notes

Highlight key information with easy-to-use tools



Experience the power of touch

Unleash the combined power of a projector, computer and whiteboard. Do everything you do on your computer – and more – simply by touching the SMART Board interactive whiteboard. Interact with its large display screen to make dynamic presentations, meetings and classroom sessions easy.

All it takes to focus attention, engage your audience and strengthen your message is the touch of a finger. Simply touch the screen to highlight key points, access applications and Web sites, and write notes in electronic ink. All your work can be saved to one file that you can print, e-mail or post to a Web site.

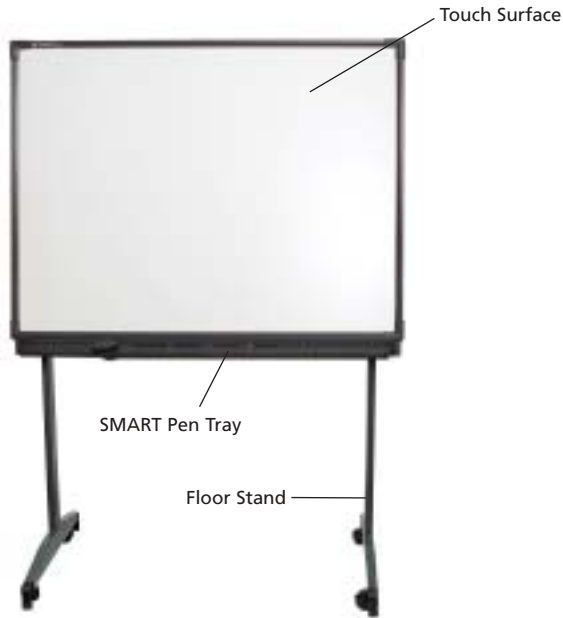
The SMART Board interactive whiteboard transforms your space into an interactive working, training, and learning environment.



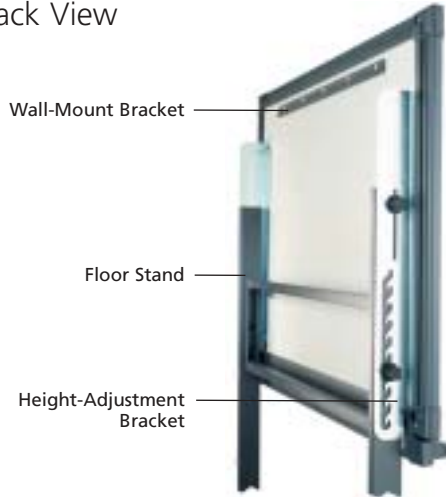
Models

	Active Screen Area (diagonal)
540	47" (119.4 cm)
560	60" (152.4 cm)
580	72" (182.9 cm)


Front View



Back View



SMART Pen Tray



Features

Touch-Sensitive Surface

Contact with the interactive whiteboard is converted into mouse clicks or electronic ink. You can use your finger as a mouse or write notes on the durable, low-reflective surface.

SMART Board Software

Control any computer application, write and edit notes, and save everything in a single file. Features include capturing your notes with Notebook™ software, recording audio and data as a synchronized file with SMART Recorder, handwriting recognition, and writing over top of moving or still video. Free upgrades are available. SMART Board software is available for various operating systems and in multiple languages (Windows® operating systems only). Visit www.smarttech.com/sbsoftware.

SMART Pen Tray

Optical sensors automatically detect when a stylus or the eraser is selected, while buttons activate the on-screen keyboard and right mouse click. Whisper-tip™ styluses and eraser included.

Projected and Non-Projected Modes

Use with a projector to display and interact with computer materials or use in non-projected mode to save dry-erase-marker notes to the computer.

OptiPro™ Surface (Optional)

This screen surface is optimized for use with high-lumen projectors and is available at no additional charge. (Not for use with dry-erase markers.)

Wall-Mount Bracket

Dovetail design supports the interactive whiteboard when wall mounted.

Floor Stand (Optional)

Lightweight and mobile, the height-adjustable floor stand has durable locking casters and extendable feet for added stability.

SMART Ideas® Software

A free copy of SMART Ideas software is now available for use with all SMART Board interactive whiteboards. Visit www.smarttech.com/smartideas for more information.

Warranty

Two years, parts and labor, with an additional three years available upon registration.

System Requirements

Windows Operating Systems
Pentium® 150 MHz processor (Pentium II processor or later recommended)
48 MB of RAM (128 MB recommended)
Windows 98SE, Windows NT® 4.0 (SP-6) operating system or later
100 MB of free hard disk space for complete installation
Macintosh Computers
350 MHz processor
128 MB of RAM
Mac OS X operating system software v10.1 or later
25 MB of free hard disk space for complete installation

NOTE: Other versions of SMART Board software are available for UNIX® and Linux® systems, as well as for earlier Windows and Macintosh operating systems.

www.smarttech.com/smartboard

SMART Technologies Inc.

Suite 600, 1177 – 11th Avenue SW
 Calgary, AB CANADA T2R 1K9
 Tel.: 403.245.0333 Fax: 403.228.2500
 Toll free: 1.888.42.SMART
 E-mail: info@smarttech.com

SMART products are sold and supported through a worldwide network of resellers and distributors. Please contact: